


CIVILIANS KILLED & INJURED: 2014 v 2013


2014

2013



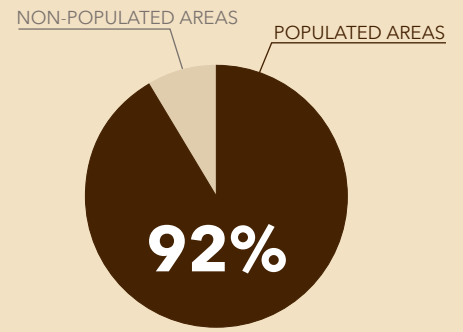
32,662 TOTAL CIVILIAN CASUALTIES

31,076 TOTAL CIVILIAN CASUALTIES



+5%

INCREASE IN TOTAL CIVILIAN CASUALTIES



29,252 CIVILIAN CASUALTIES IN POPULATED AREAS

28,473 CIVILIAN CASUALTIES IN POPULATED AREAS

THE MOST DANGEROUS PLACES TO BE A CIVILIAN

2014 | 2013

IRAQ
10,735 CIVILIAN CASUALTIES



1



IRAQ
12,799 CIVILIAN CASUALTIES



SYRIA
6,247 CIVILIAN CASUALTIES



2



SYRIA
7,011 CIVILIAN CASUALTIES



GAZA
3,813 CIVILIAN CASUALTIES



3



PAKISTAN
4,268 CIVILIAN CASUALTIES



NIGERIA
2,407 CIVILIAN CASUALTIES



4



AFGHANISTAN
1,705 CIVILIAN CASUALTIES



PAKISTAN
2,211 CIVILIAN CASUALTIES



5



LEBANON
1,304 CIVILIAN CASUALTIES

